



GENERAL PRACTICE ALERT STATE SITREP | 17.05.2024

LANCASHIRE & CUMBRIA DATA

GPAS STATUS

OPEL CONVERSION

CLINICAL ACTIVITY

RETURN RATE

OPEL

2

26/1000

44%

IMPORTANT FIGURES

522,416

MIN NUMBER OF PATIENTS COVERED BY AMBER + PRACTICES (1)

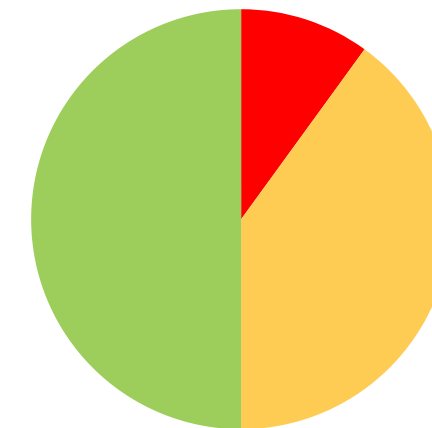
301,038

INDICATIVE NUMBER OF PATIENT CONTACTS IN GENERAL PRACTICE THS WEEK (2)

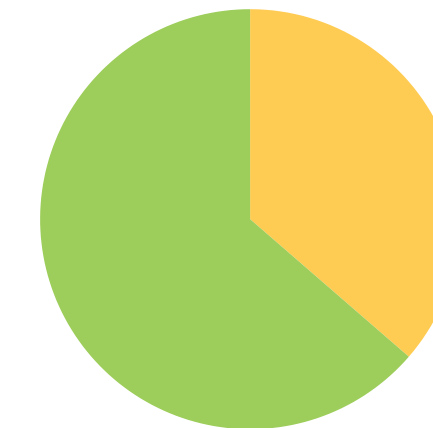
LOCALITY DATA

	GPAS STATUS	OPEL STATUS	CLINICAL ACTIVITY	RETURN RATES
Blackpool		3	25/1000	63%
Fylde & Wyre		2	30/1000	61%
Morecambe Bay	Insufficient responses			
West Lancs		3	35/1000	40%
Greater Preston		2	31/1000	50%
Chorley & S. Ribble	Insufficient responses			
East Lancs		2	21/1000	42%
Blackburn W/Darwen	Insufficient responses			
North Cumbria		3	29/1000	47%


Blackpool



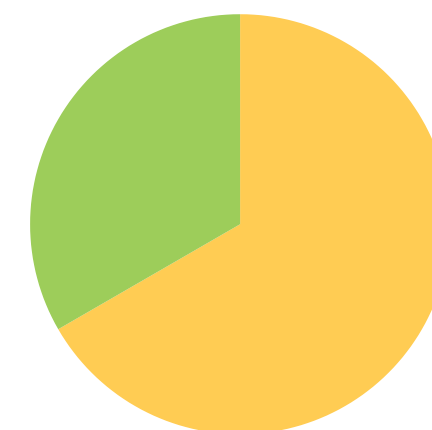
Fylde & Wyre



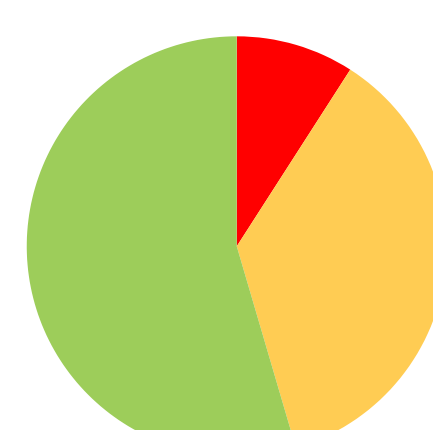
Morecambe Bay




West Lancs



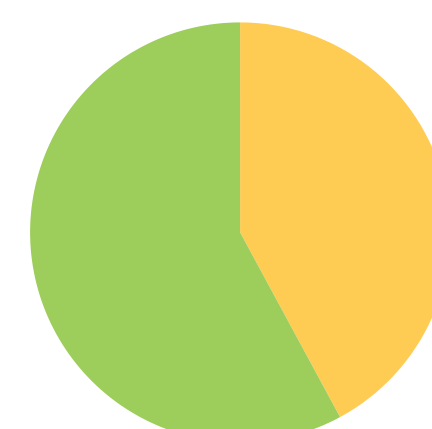
Greater Preston




Chorley & S. Ribble



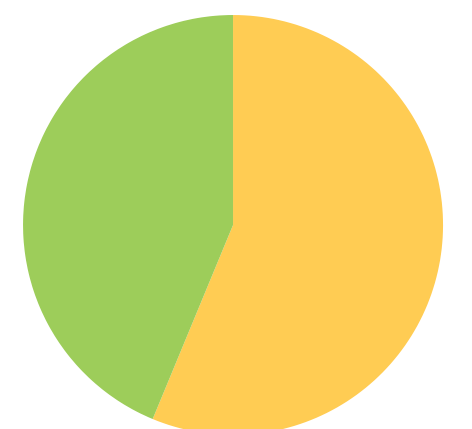
East Lancs



Blackburn W/Darwen



North Cumbria



A SELECTION OF THIS WEEK'S PRACTICE COMMENTS

Even though we are amber we are struggling with GP & staff sickness.





Although a busy day and 1 clinician off sick the day felt manageable, the duty doctor was busy and we had 16 home visits.

Have placed on Amber as two clinicians off sick so reduced appts.

GPAS CHANGE SINCE LAST SITREP

	Last Week	This Week	Trend	Note
Blackpool			→	
Fylde & Wyre			↑	OPEL 1 to OPEL 2
Morecambe Bay	Insufficient responses			
West Lancs			→	
Greater Preston				
Chorley & S. Ribble		Insufficient responses		
East Lancs			→	
Blackburn W/Darwen	Insufficient responses			
North Cumbria			→	

A QUICK GUIDE TO THE GPAS STATES

-  **BLACK** Practice will fail within one month. Urgent system intervention required.
-  **RED** Sustainable in the short term. Needs system support.
-  **AMBER** Sustainable in the medium term (6 months max). Probably needs system support.
-  **GREEN** Fully Sustainable.

LMC NOTE:

Please continue to share your data with us so that we can ensure the system is aware of any capacity and demand concerns pertaining to General Practice.

(1) This figure is accurate and is the sum of the list sizes submitting from those Practices registering as amber, Red and Black

(2) This figure is approximate and calculated by using the clinical activity figure for Lancashire & Cumbria multiplied by 5